

6-GFM-24(12V24Ah)



Introduction

GFM series are made of Lead paste suitable for big current discharging, special alloy of high corrosion resistance. They are disposed of unique designed discharging structure and sealing technology. GFM series are featured with high rate current discharge, high reliability, low self-discharge, flexible installation and easy maintenance.

Battery Features

- 12 years floating design life
- Excellent consistency
- High reliability
- Low self-discharge
- Good recovery from deep discharge

Electrical Specification

Design floating Life @ 20°C (68°F) 12 years

Nominal Capacity @ 25°C /77°F

20 hour rate 1.26 A to 1.80Vpc25.2Ah

10 hour rate 2.40 A to 1.80Vpc 24 Ah

5 hour rate 4.20 A to 1.75Vpc 21.0Ah

1 hour rate 15.6 A to 1.60Vpc 15.6Ah

Internal Resistance

(Fully charged battery @ 25°C /77°F)13 mΩ

Max. Discharge Current @ 25°C /77°F300A (5S)

Charge Methods: Constant voltage charge @ 25°C /77°F

Cycle Use 14.4 ~ 15.0V

Max. Current7.2A

Standby Use 13.5V - 13.8V

Operating Temperature Range

Discharge -20 ~ 55°C

Charge 0 ~ 40°C

Storage -20 ~ 55°C

Recommended Operating Temp 20 ~ 25°C

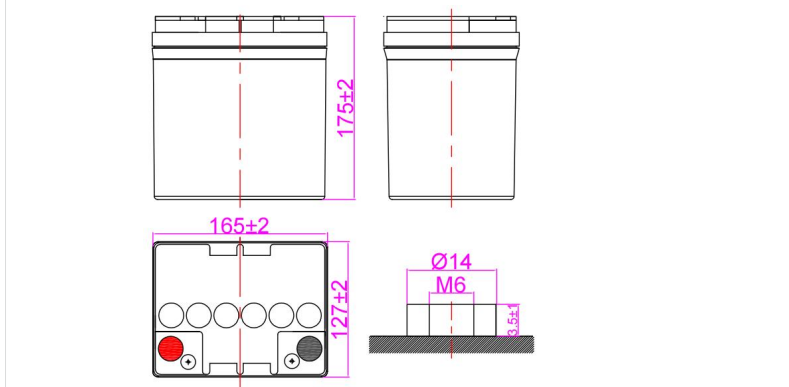
Self-Discharge

The capacity declines by 3% per month@ 20°C (68°F). The batteries can be stored up to 6 months @ 25°C (77°F) and then a freshening charge is required. The interval under higher temperature would be shorter.

Battery Picture



Dimensions



Dimension and Weight

Dimension				Weight (± 3%)	Terminal
Length	Width	Height	Total Height		
165 mm	127mm	175 mm	175 mm	8.1kg	F4
6.50 inch	5.00 inch	6.89 inch	6.89 inch	17.9lbs	

Typical Applications



UPS
Telecom
Electric system

Certificates



Constant Current Discharge* (Amperes @25 /77°F)

V/cell	15min	30min	1hr	3hr	5hr	10hr	20hr
1.60V	44.4	28.3	15.6	6.12	4.28	2.44	1.28
1.65V	43.3	27.8	15.4	6.08	4.26	2.44	1.28
1.70V	41.7	26.9	15.0	6.04	4.23	2.43	1.28
1.75V	40.3	26.3	14.7	6.00	4.20	2.42	1.27
1.80V	38.2	25.3	14.2	5.82	4.07	2.40	1.26

Constant Power Discharge* (Watts/cell @25 /77°F)

V/cell	15min	30min	1hr	3hr	5hr	10hr	20hr
1.60V	488	318	178	72.0	50.6	29.2	15.4
1.65V	476	311	175	71.5	50.3	29.1	15.4
1.70V	458	302	171	71.1	50.0	29.0	15.3
1.75V	443	295	167	70.6	49.6	28.9	15.2
1.80V	419	284	162	68.4	48.2	28.7	15.1

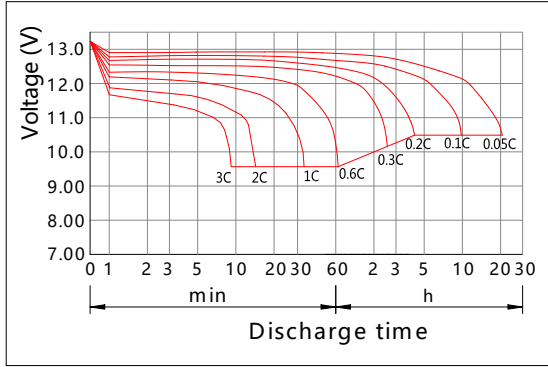
*The mentioned data are derived from of sample test result, for reference only.

6-GFM-24(12V24Ah)

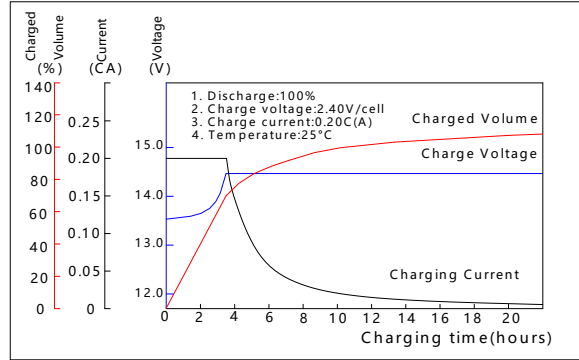


Graphs

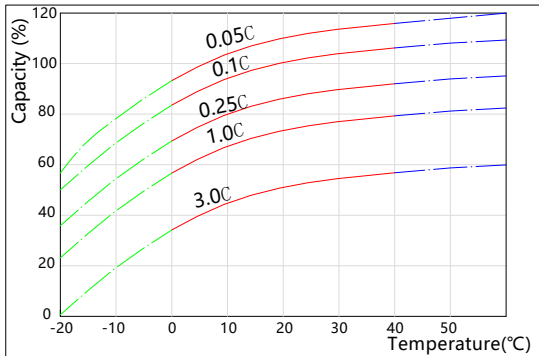
Discharge Characteristics(25°C)



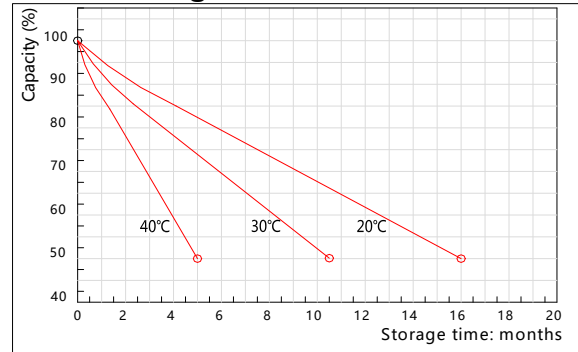
Charging Characteristics(25°C)



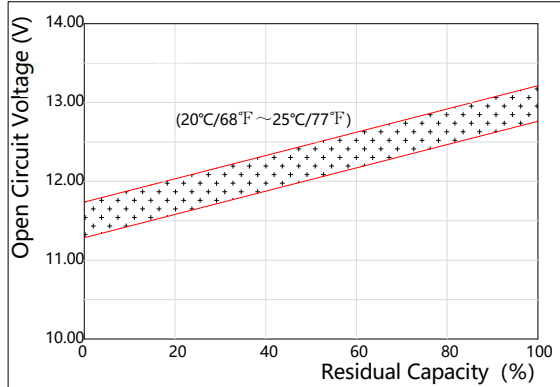
Effect of Temperature on Capacity



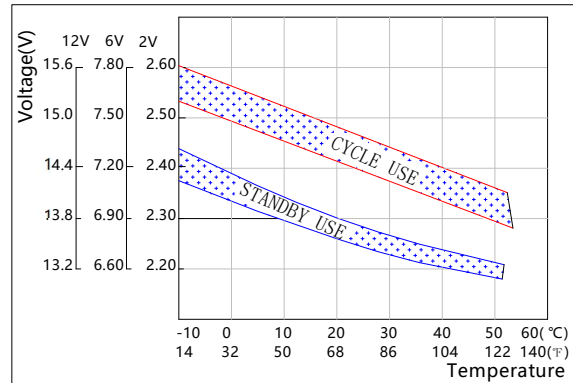
Self-discharge Characteristics



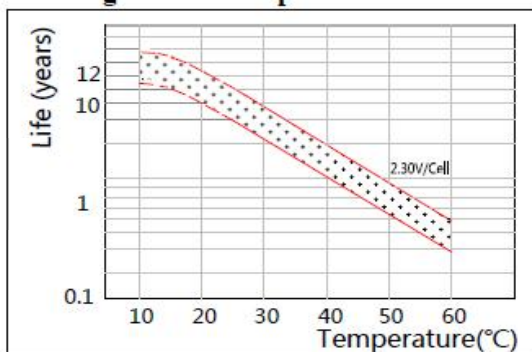
The Relationship between Open Circuit Voltage and Residual Capacity (25°C)



The Relationship between Charging Voltage and Temperature



Floating Life on Temperature



Cycle Life on D.O.D(25°C)

